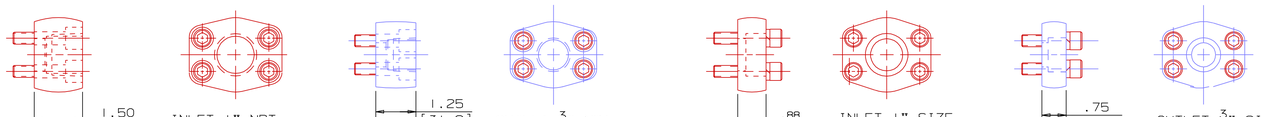

OPTIONAL PORT ADAPTERS

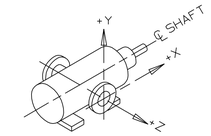

COORDINATE SYSTEM FOR MAXIMUM PUMP FORCES (F) AND MOMENTS (M)

INLET:
FX=37.5 LBF[167N] MX=62.5 LB FT[84.7 N·m]
FY=37.5 LBF[167N] MY=62.5 LB FT[84.7 N·m]
FZ=37.5 LBF[167N] MZ=62.5 LB FT[84.7 N·m]

OUTLET:
FX=28.1 LBF[125 N] MX=46.9 LB FT[63.6 N·m]
FY=28.1 LBF[125 N] MY=46.9 LB FT[63.6 N·m]
FZ=28.1 LBF[125 N] MZ=46.9LB FT[63.6 N·m]

FORCE AND MOMENT VALUES ARE RELATIVE TO CENTER OF INLET AND OUTLET PORT FACES.

REVISION HISTORY

CHG NO	ZONE	REV	DESCRIPTION	DATE	BY	APPROVED

ITEM	DESCRIPTION	APPROXIMATE WEIGHT LBS	APPROXIMATE WEIGHT KILOGRAMS	MATERIAL
1	MOTOR ✳ (213TC & 215TC)	190.0	86.2	
2	PUMP	18.0	8.2	
3	COUPLING, LOVEJOY L-100	3.5	1.6	
4	BRACKET	5.0	2.3	ALUMINUM
	TOTAL	216.5	98.3	

✳ DRIVER DIMENSIONS MAY VARY WITH TYPE AND MAKE OF DRIVER

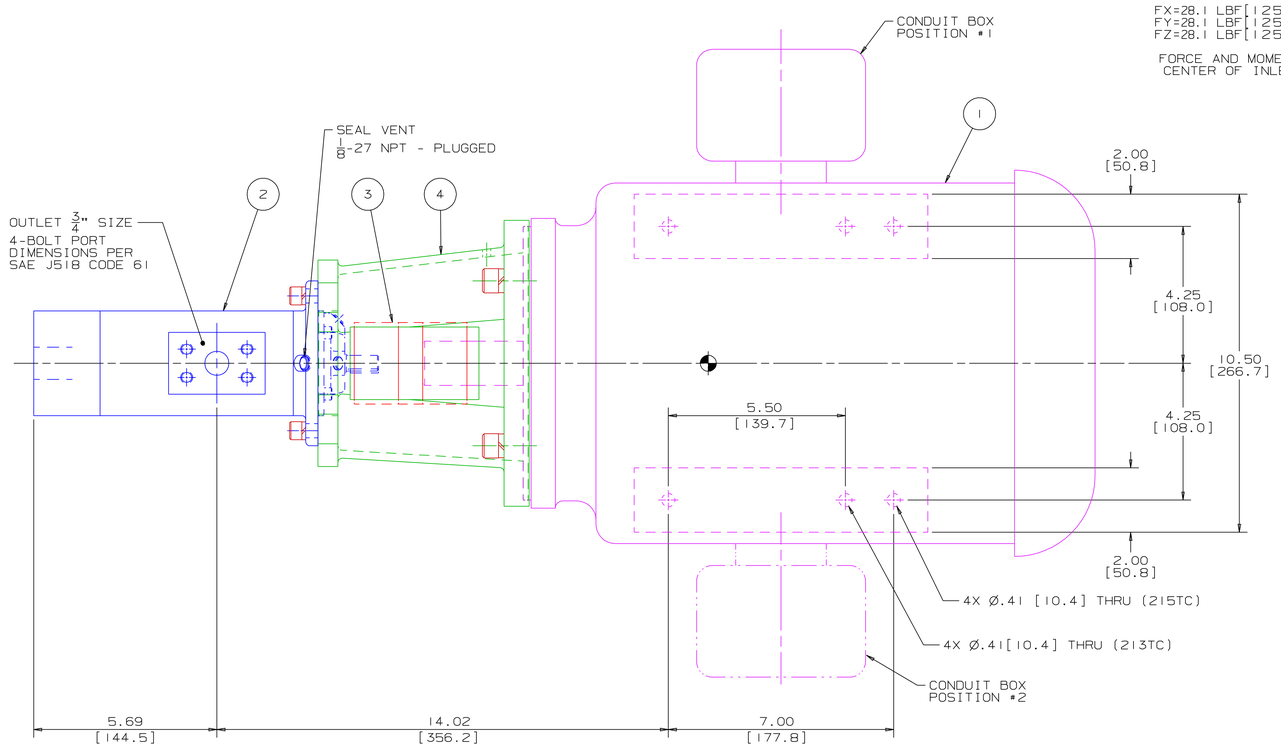

DRAWING CERTIFICATION

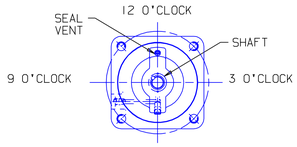

••SEE NOTES 4 & 5••

	CUSTOMER NAME ----------
	CUSTOMER PO NUMBER ---------
	CUSTOMER PART NUMBER -------
	UNIT BOM NUMBER ----------
PUMP	PUMP TYPE ----------
	SHAFT ROTATION ----------
	INLET PORT ORIENTATION -----
	OUTLET PORT ORIENTATION ----
	INLET ADAPTER OPTION -------
	OUTLET ADAPTER OPTION ------
MOTOR	MOTOR MANUFACTURER ---------
	TYPE ----------
	FRAME ----------
	POWER ----------
	ROTATING SPEED ----------
	PHASE(S) ----------
	FREQUENCY ----------
	VOLTAGE ----------
	CONDUIT BOX POSITION -------
	MOTOR INSTALLED BY ---------
	CERTIFIED BY ----------
	IMO ORDER NUMBER ----------
	CERTIFICATION DATE ---------
	CERTIFICATION REV. NO. -----

NOTES:

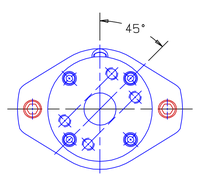

END VIEW
INLET 1" SIZE
4-BOLT PORT
DIMENSIONS PER
SAE J518 CODE 61

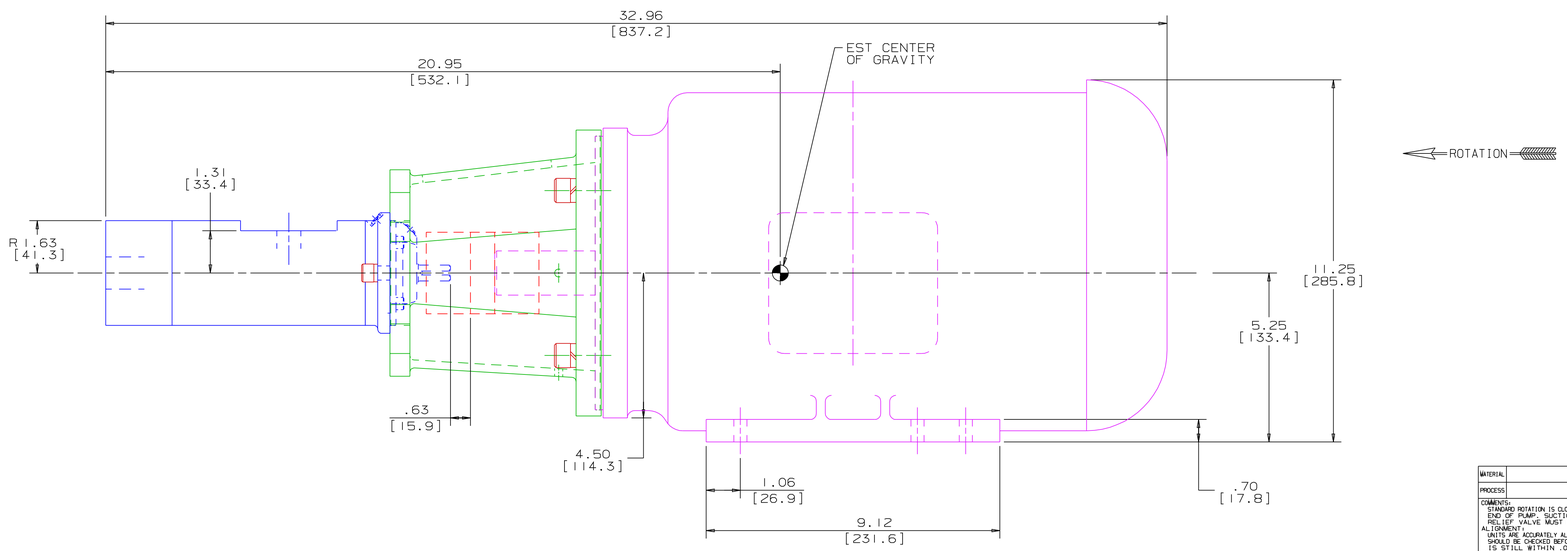

NOTES:

1. UNLESS OTHERWISE SPECIFIED, ALL DIMENSIONS ARE IN INCHES. DIMENSIONS IN [ ] ARE MILLIMETERS.
2. THIS IS A STANDARD PRE-ENGINEERED UNIT OUTLINE. ANY CHANGES OUTSIDE OF THE CERTIFICATION BLOCK WILL REQUIRE A NEW DRAWING ASSIGNMENT.
3. APPROXIMATE WEIGHT AND ESTIMATED C/G DO NOT INCLUDE OPTIONAL ADAPTERS OR OPTIONAL RELIEF VALVE.
4. TO MAXIMIZE SEAL LIFE, SEAL VENT MUST BE ORIENTED UPWARD (12 O'CLOCK) WHEN PUMP IS INSTALLED HORIZONTALLY. VENT ORIENTATION IS NOT CRITICAL WHEN PUMP IS INSTALLED WITH SHAFT VERTICALLY UPWARD.
5. ALTERNATE PORT ORIENTATIONS ARE PROVIDED IF SPECIFIED ON ORDER. AVAILABLE ORIENTATIONS ARE 3,6,9, AND 12 O'CLOCK.

STEEL 3G-095 UNIT

WEB ADDRESS: WWW.IMO-PUMP.COM EMAIL: IMO.PUMP@COLFAXCORP.COM

DRAWN	DMM	10-15-01
CHECKED	DMM	10-15-01
APPD	DMM	10-15-01
METHODS		

MATERIAL:
PROCESS:

COMENTS:
STANDARD ROTATION IS CLOCKWISE WHEN VIEWED FROM COUPLING END OF PUMP. SUCTION STRAINER AND DISCHARGE RELIEF VALVE MUST BE PROVIDED.
ALIGNMENT:
PUMP AND MOTOR ACCURATELY ALIGNED AT THE FACTORY. ALIGNMENT SHOULD BE CHECKED BEFORE STARTING TO ENSURE THAT IT IS STILL WITHIN .005 [0.13] TIM.
PRESTARTING:
FLUSH SUCTION PIPING BEFORE CONNECTING PUMP. PRIME AND VENT PUMP. DO NOT START PUMP WITH VALVES CLOSED. READ INSTRUCTION MANUAL FOR DETAILS BEFORE STARTING.

THIRD ANGLE PROJECTION
USED ON
FIRST ORDER EB122A

Imo Pump
1710 Airport Road
PO Box 5020
Monroe, NC USA
28111.5020

TITLE
OUTLINE UNIT STANDARD (STEEL)
AA3G/__S___095__

SIZE	CAGE CODE	DWG NO
F	59180	SDD20280

SCALE 1/2 WEIGHT SEE ABOVE SHEET 1 OF 1