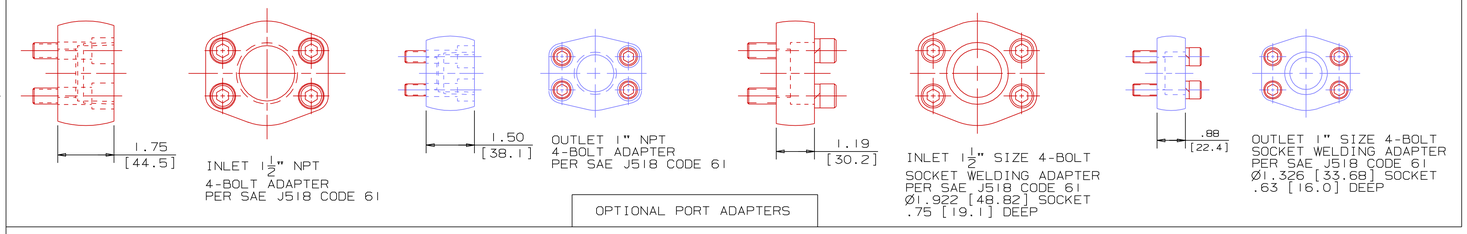

OPTIONAL PORT ADAPTERS

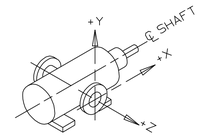

COORDINATE SYSTEM FOR MAXIMUM PUMP FORCES (F) AND MOMENTS (M)

INLET:
FX=113 LBF[500 N] MX= 188 LB FT[254 N·m]
FY=113 LBF[500 N] MY= 188 LB FT[254 N·m]
FZ=113 LBF[500 N] MZ= 188 LB FT[254 N·m]

OUTLET:
FX= 75 LBF[334 N] MX= 125 LB FT[169 N·m]
FY= 75 LBF[334 N] MY= 125 LB FT[169 N·m]
FZ= 75 LBF[334 N] MZ= 125 LB FT[169 N·m]

FORCE AND MOMENT VALUES ARE RELATIVE TO CENTER OF INLET AND OUTLET PORT FACES.

REVISION HISTORY

CHG NO	ZONE	REV	DESCRIPTION	DATE	BY	APPROVED
01-0503	A2,D2	1	REMOVED NOTE 6 & REVISED DRAWING CERTIFICATION BLOCK	10-17-01	DMM	DMM

ITEM	DESCRIPTION	APPROXIMATE WEIGHT LBS	APPROXIMATE WEIGHT KG	MATERIAL
1	MOTOR• (213TC & 215TC)	190.0	86.2	
2	PUMP	34.0	15.4	
3	COUPLING, LOVEJOY L-110	6.0	2.7	
4	BRACKET	5.0	2.3	ALUMINUM
	TOTAL	235.0	106.6	

• DRIVER DIMENSIONS MAY VARY WITH TYPE AND MAKE OF DRIVER

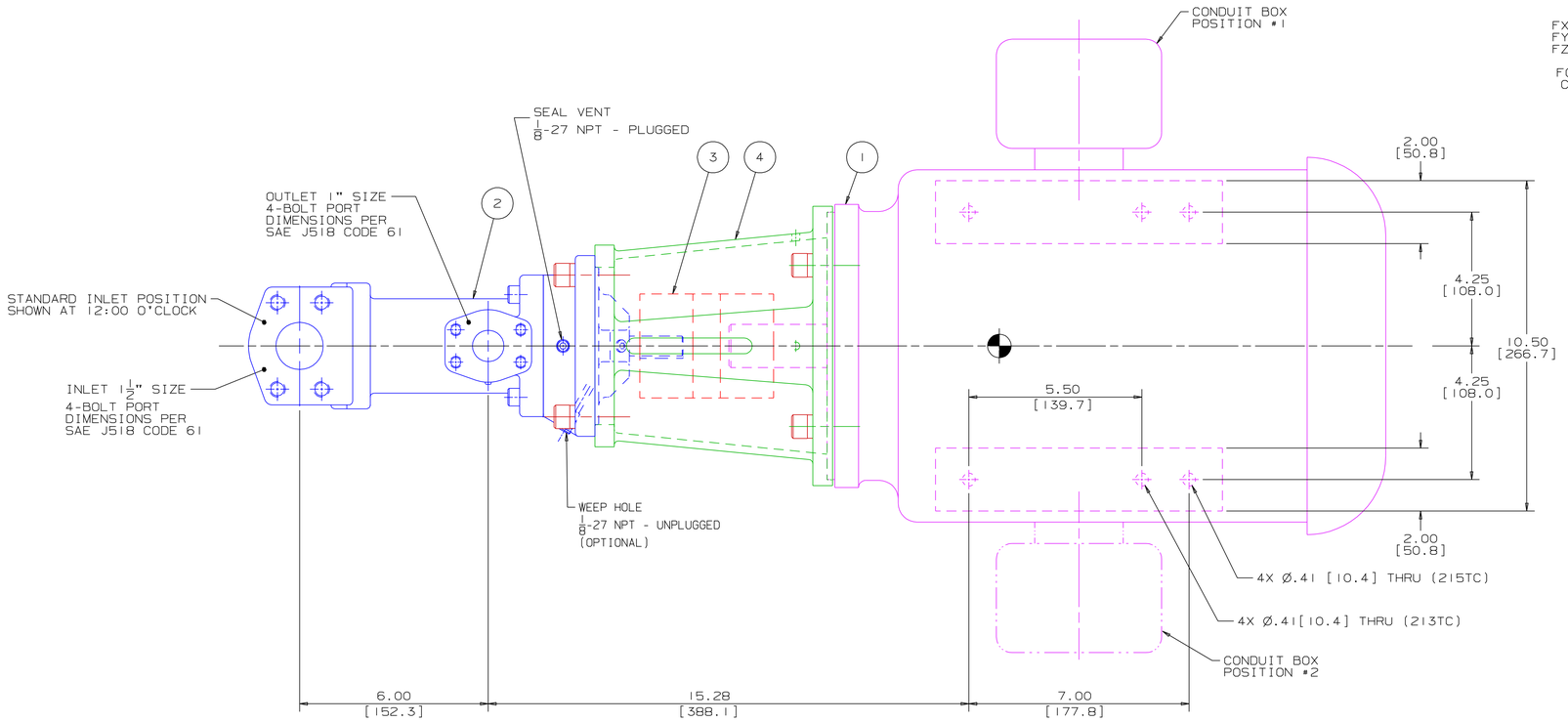

DRAWING CERTIFICATION

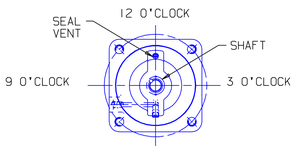

	CUSTOMER NAME ----------
	CUSTOMER PO NUMBER ---------
	CUSTOMER PART NUMBER -------
	UNIT BOM NUMBER ----------
PUMP	PUMP TYPE ----------
PUMP	SHAFT ROTATION ----------
PUMP	INLET PORT ORIENTATION -----
PUMP	OUTLET PORT ORIENTATION ----
PUMP	INLET ADAPTER OPTION -------
PUMP	OUTLET ADAPTER OPTION ------
MOTOR	MOTOR MANUFACTURER ---------
MOTOR	TYPE ----------
MOTOR	FRAME ----------
MOTOR	POWER ----------
MOTOR	ROTATING SPEED ----------
MOTOR	PHASE(S) ----------
MOTOR	FREQUENCY ----------
MOTOR	VOLTAGE ----------
MOTOR	CONDUIT BOX POSITION -------
MOTOR	MOTOR INSTALLED BY ---------
	CERTIFIED BY ----------
	IMO ORDER NUMBER ----------
	CERTIFICATION DATE ---------
	CERTIFICATION REV. NO. -----

NOTES:

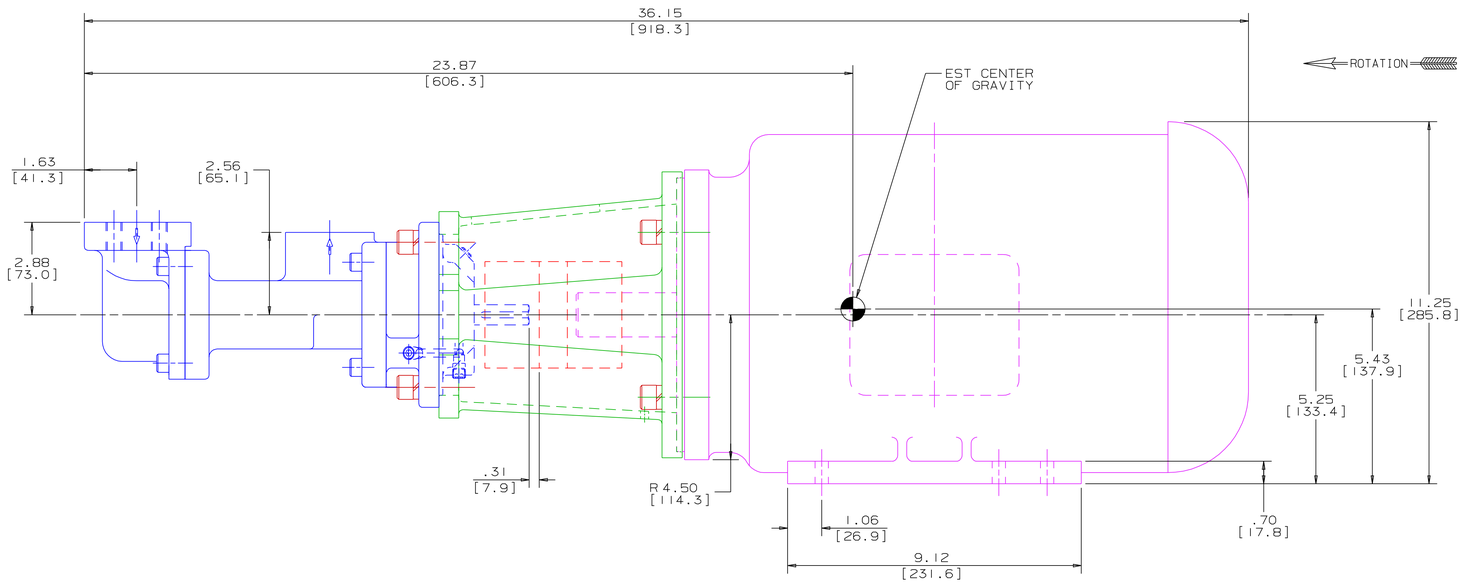

NOTES:

1. UNLESS OTHERWISE SPECIFIED, ALL DIMENSIONS ARE IN INCHES. DIMENSIONS IN [ ] ARE MILLIMETERS.
2. THIS IS A STANDARD PRE-ENGINEERED UNIT OUTLINE. ANY CHANGES OUTSIDE OF THE CERTIFICATION BLOCK WILL REQUIRE A NEW DRAWING ASSIGNMENT.
3. APPROXIMATE WEIGHT AND ESTIMATED C/G DO NOT INCLUDE OPTIONAL ADAPTERS OR OPTIONAL RELIEF VALVE.
4. TO MAXIMIZE SEAL LIFE, SEAL VENT MUST BE ORIENTED UPWARD (12 O'CLOCK) WHEN PUMP IS INSTALLED HORIZONTALLY. VENT ORIENTATION IS NOT CRITICAL WHEN PUMP IS INSTALLED WITH SHAFT VERTICALLY UPWARD.
5. ALTERNATE PORT ORIENTATIONS ARE PROVIDED IF SPECIFIED ON ORDER. AVAILABLE ORIENTATIONS ARE 3,6,9, AND 12 O'CLOCK.

MATERIAL:
PROCESS:
COMMENTS:
STANDARD ROTATION IS CLOCKWISE WHEN VIEWED FROM COUPLING END OF PUMP. SUCTION STRAINER AND DISCHARGE RELIEF VALVE MUST BE PROVIDED.
ALIGNMENT.
UNITS ARE ACCURATELY ALIGNED AT THE FACTORY. ALIGNMENT SHOULD BE CHECKED BEFORE STARTING TO ENSURE THAT IT IS STILL WITHIN .005 [0.13] FIM.
PRESTARTING.
FLUSH SUCTION PIPING BEFORE CONNECTING PMP. PRIME AND VENT PUMP. DO NOT START PUMP WITH VALVES CLOSED. READ INSTRUCTION MANUAL FOR DETAILS BEFORE STARTING.

		DATE
DRAWN	DMM	8-6-01
CHECKED	DMM	9-25-01
APPD	DMM	9-25-01
METHODS		

WEB ADDRESS: WWW.IMO-PUMP.COM EMAIL: IMO.PUMP@COLFAXCORP.COM
Imo Pump
1710 Airport Road
PO Box 5020
Monroe, NC USA
28111.5020

TITLE
OUTLINE UNIT STANDARD (STEEL)
AA3G/__S___118__

THIRD ANGLE PROJECTION
USED ON
FIRST ORDER EB122A
SIZE F
CAGE CODE 59180
DWG NO SDD20096
SCALE 1/2
WEIGHT SEE ABOVE
SHEET 1 OF 1

STEEL 3G-118 UNIT